


## Product Bulletin

# 9700

## Thermal Protector for Motor / Fluorescent ballasts and Temperature Sensing Controls



The Klaxon™ 9700 protector is a field proven miniature protector developed to protect shaded pole and permanent split capacitor motors, fluorescent ballasts, solenoids, transformers and other electrical equipment against overheating.

In addition to being small and lightweight, the unit is both temperature and current sensitive. Since the 9700 is sealed to withstand varnish dipping, it can be mounted directly in windings where it can best sense the true temperature of the electrical equipment. As a result, over-temperature protection is assured.

Since the case is not electrically insulated, the protector is furnished with a durable Mylar insulating sleeve. Shrinkable and non-shrinkable sleeves are available.

### Technical Characteristics

Purpose of control: thermal motor protector (TMP)  
thermal ballast protector (TBP)  
thermal cut-out (TCO)

Contact capacity: 250VAC 13A for TCO  
250VAC 2A for TBP

Temperature range: 60°C to 150°C for TCO and TMP  
60°C to 135°C for TBP

Tolerance on Open temp: +/- 5K or +/- 8K

Automatic action: Type 3C for TMP  
Type 2C for TBP and TCO

Operating time: Continuous

Pollution situation: Normal

Extent of sensing element: Whole control

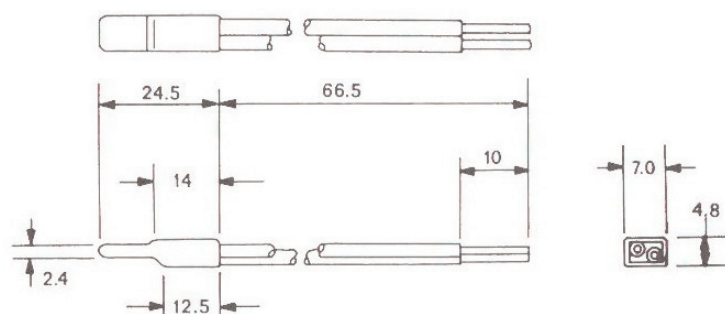
PTI of the insulation: 175

Enclosure protection degree: IP00

### Key Benefits

- **Miniature size**-compact design assures ease of installation
- **Precision Calibration**-temperature calibrated and inspected in controlled ambients for dependable consistent performance
- **Snapaction**-positive make and break assured with proven Klaxon™ strip disc...contact pressure at open temperature eliminates nuisance trips due to vibration
- **Sealed steel case**-withstands impregnation and baking..maybe varnish dipped...prevents changes in calibration during installation

### Dimensions (mm)



## Coding system

**9700 X X YY - ZZZZ**

### Z : Wire Lead and sleeve

Serial number is assigned for each lead and sleeve configuration, i.e. wire type, length, AWG#, stripped length, sleeve type, and length.

### Y : Operating temperature and actuation disc material

Serial number is assigned for each desired temperature and resistance rating.

Nominal operating temperature	Resistance of actuation disc (ohms/cm <sup>2</sup> )				
	30	250	850	100	475
	Temperature code				
60	56	57	58	59	60
80	91	92	93	94	95
90	21	22	23	24	25
100	26	27	28	29	30
110	36	37	38	39	40
120	1	2	3	4	5
130	11	12	13	14	15
140	66	67	68	69	70
150	46	47	48	49	50

This is a typical temperature code. There is a temperature code at each 5°C in a step from 60 to 150°C.

### X : Open Temperature tolerance

: +/- 5K

2: +/- 8K

### X : Contact material combination

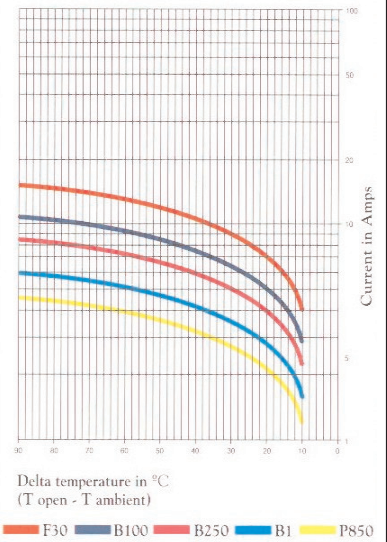
Code	Stationary contact	Movable contact
L	Steel + Fine silver	Steel + copper + Silver Cadmium oxide
K	Ag-Ni + Silver Cadmium oxide	Steel + copper + Silver Cadmium oxide
H	Brass + Fine silver	Steel + copper + Silver Cadmium oxide
P	Ag-Ni + Fine silver	Steel + Fine silver
S	Brass + Fine silver	Steel + Copper + Ag-Ni

Type "S" is set up for Cadmium-free contact

**9700** : Device Identification

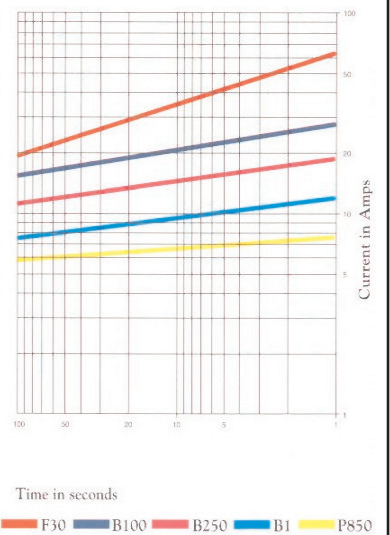
## Ultimate trip current vs ambient temperature

Approx., to be used only for selecting samples for verification tests



## Average first cycle tripping time vs current 25°C. ambient

Approx., to be used only for selecting samples for verification tests



## TI Worldwide Technical Support

Internet: <http://www.ticontrols.com>

Email: [info-cpe@list.ti.com](mailto:info-cpe@list.ti.com)

### Sales offices:

Phone	Fax
Holland +31 546 879560	+31 546 879204
France +33 130 701132	+33 130 701277
Spain +34 917 102917	+34 913 076864
Italy +39 039 6568310	+39 039 6568316

### Certifications

Agency	File number	Standard	Note
UL	E 15962	UL2111	Motor protector
ENEC	2014531.10	EN60730-2-9	Thermal Cut-Out
ENEC	2014531.10	EN60730-2-2	Thermal Motor Protector
ENEC	2014531.10	EN60730-2-3	Thermal Ballast Protector
CQC	CQC0200	2001344	

**Important Notice:** The products and services of Texas Instruments and its subsidiaries described herein are sold subject to TI's standard terms and conditions of sale. Customers are advised to obtain the most current and complete information about TI products and services before placing orders. TI assumes no liability for applications assistance, customer's applications or product designs, software performance, or infringement of patents. The publication of information regarding any other company's products or services does not constitute TI's approval, warranty or endorsement thereof.

